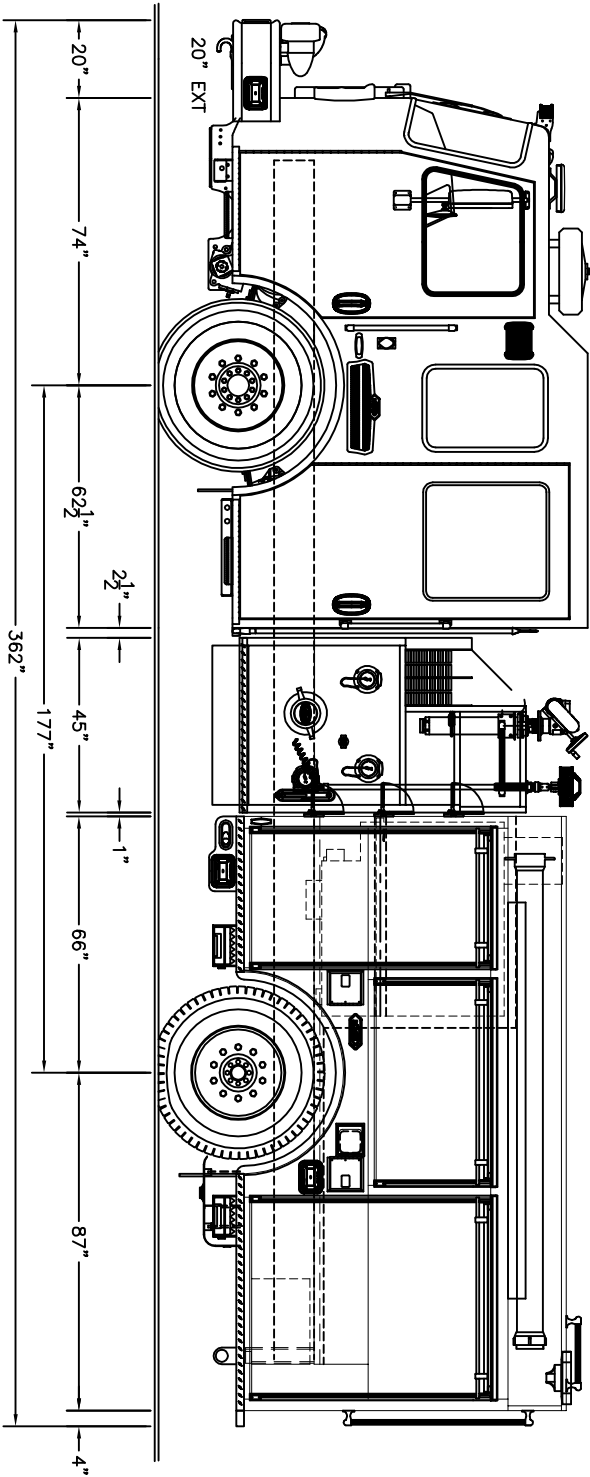
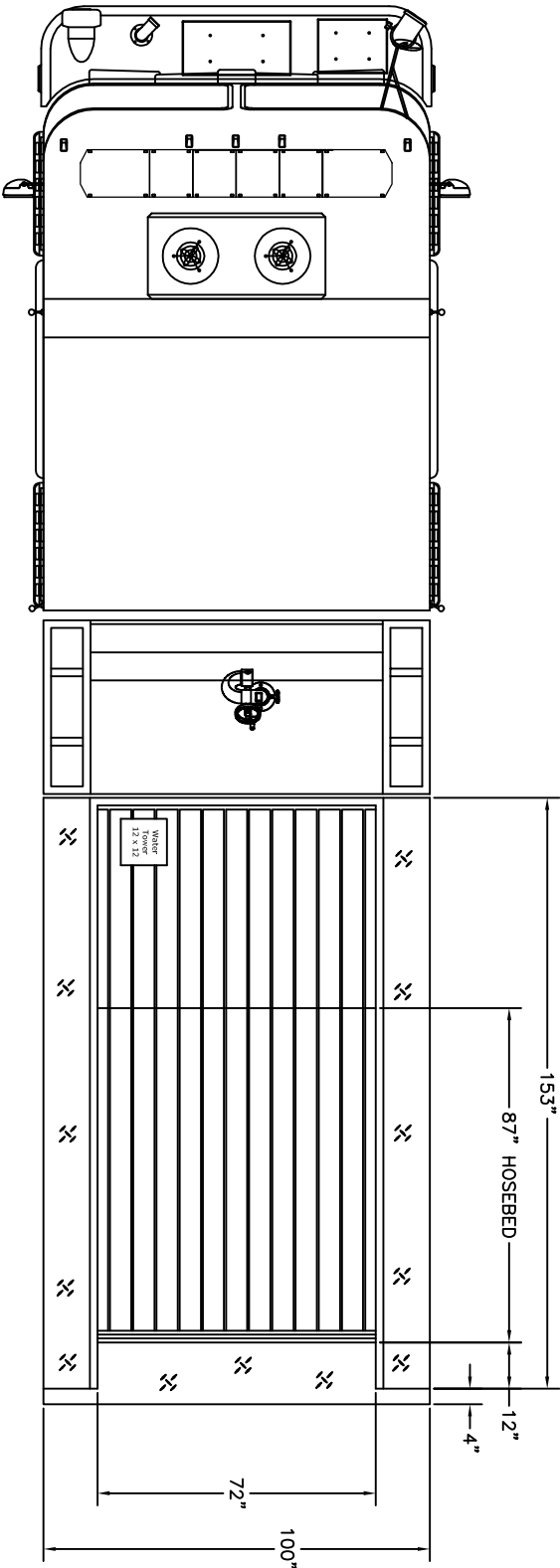
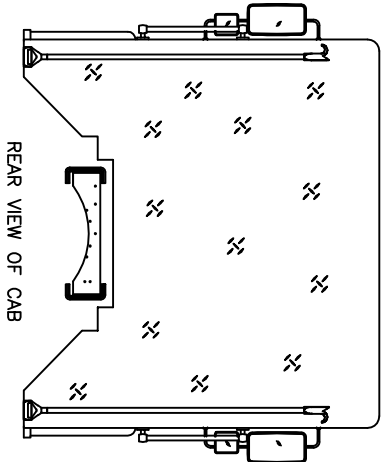


** NOTE **
OVERALL HEIGHT
12R TIRE = CURRENT
315 TIRE ADD 1 1/4"
425 TIRE ADD 2"



CHASSIS

CHASSIS: KME PREDATOR PANTHER 100"
CAB: MPD WITH 10" RAISED ROOF
ENGINE: CUMMINS ISL9 400 HP
TRANSMISSION: ALLISON 3000EVS, 5 SPEED AUTOMATIC
FRONT AXLE: 20,000 LB
REAR AXLE: 24,000 LB

PUMP

PUMP: HAILE DSD-150 1500 GPM SINGLE STAGE
INTAKES
DRIVER SIDE: 6" & 2-1/2"
OFFICER SIDE: 6" & 2-1/2"
FRONT: 6"
REAR: N/A
DISCHARGES
DRIVER SIDE: (2) 2-1/2"
OFFICER SIDE: (1) 3" & (1) 2-1/2"
FRONT: (2) 1-1/2" DS & OS HOSEBED
REAR: (2) 2-1/2" DS & OS HOSEBED
DECK GUN: (2) 1-3/4" CROSSLAWS
OTHER: (2) 1-3/4" CROSSLAWS

TANK

TANK: POLY
WATER: 500 GALLONS
FOAM: N/A
EXTRA FILLS: N/A
DUMPS: N/A

BODY

BODY TYPE: 153" FLATBACK
MATERIAL: 12 GA GALVANNEAL STEEL
COMPARTMENTATION
DRIVER SIDE: FULL HEIGHT/SPLIT DEPTH
OFFICER SIDE: LOW SIDE
HOSEBED
DIVIDERS: FOUR (4) ADJ. 100 CU FT
HOSE LOAD: 300' OF 2-1/2"
500' OF 2-1/2"
1,000' OF 4"
500' OF 2-1/2" & 300' OF 1-3/4"
300' OF 2-1/2"

MISC.

GENERATOR: N/A
FOAM SYSTEM: N/A

CUSTOMER APPROVAL.

NAME:

TITLE:

DATE:

THIS DRAWING IS A GENERAL CONFIGURATION AND MAY NOT
NECESSARILY REFLECT ALL CONTRACTUAL REQUIREMENTS
CONTRACT SPECIFICATIONS SHALL PREVAIL OVER DRAWING

A	12/16/11	REVISED PER PRECONSTRUCTION	KRG
SYM	DATE	REVISION DESCRIPTION	APP'D

SALES ENGINEER : BRIAN CONNELLY



KOVATCH MOBILE EQUIPMENT
ONE INDUSTRIAL COMPLEX - NESCOBONDING, VA 18240

DIMENSIONS ARE APPROXIMATE & MAY VARY DUE TO BUILD ADJUSTMENTS

DATE: 11/16/2011 SCALE: 1"=24" DWG SIZE: D
APPROVED BY: KRG

KME CUSTOM PUMPER

WEST HAVERSTRAW, NY

GSO#8527